

Workers' Compensation...Follow the Money

Ontario's WSIB: Richer than you think...

Source: WSIB Annual Reports



2010



2013

WSIB Assets Doubled




2017

Ontario's Injured Workers: Poorer than you think


WSIB Benefit Payments

2010: 4.8 Billion


Injured Workers Benefits Cut in Half



2013: \$2.4 Billion



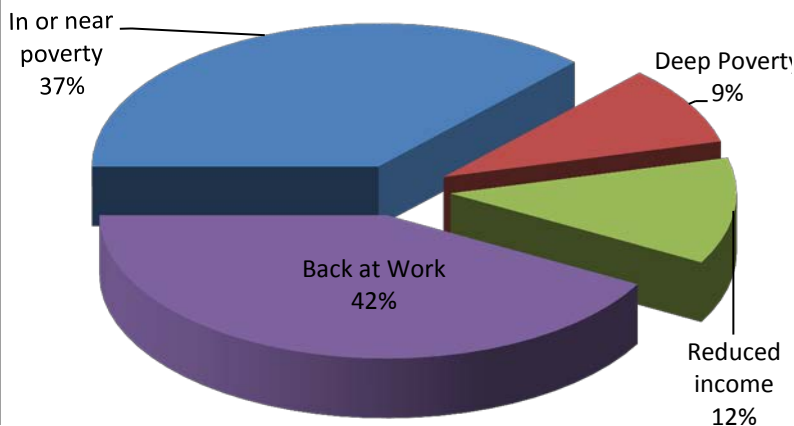
2017: \$2.3 Billion



Research Shows ...

Nearly 50% of Injured Workers in Poverty

Post Injury Poverty for Permanent Disability



Studies of Ontario injured workers with permanent impairments found that 58% have long term reduced earnings, 46% of permanently impaired injured workers live in or close to the poverty level and 9% live in deep poverty (Poverty status of worker compensation claimants with permanent impairments, Ballantyne et al 2015; Labour Market Earnings Recovery, Tompa 2017).

Ontario Network of Injured Workers' Groups Research Action Committee